

Type 2 surge arrester - VAL-SEC-T2-2S-350 - 2905343

Please be informed that the data shown in this PDF Document is generated from our Online Catalog. Please find the complete data in the user's documentation. Our General Terms of Use for Downloads are valid (<http://phoenixcontact.com/download>)




Plug-in surge arrester, in accordance with Type 2/Class II, for 2-phase power supply networks with separate N and PE (4-conductor system: L1, L2, N, PE).

Your advantages

- ✓ Varistor arrester with a low leakage current
- ✓ High-performance gas-filled surge arrester for N/PE protection
- ✓ Extremely narrow design, just 12 mm per position
- ✓ High continuous voltage of 350 V AC for 230/400 V AC networks with high voltage fluctuations
- ✓ Pluggable
- ✓ Low voltage protection level of 1.5 kV
- ✓ Optical, mechanical status indicator
- ✓ With floating remote indication contact as an option
- ✓ Plugs can be checked with CHECKMASTER 2



Key Commercial Data

Packing unit	1 pc
GTIN	 4 046356 948203
GTIN	4046356948203
Weight per Piece (excluding packing)	300.000 g
Custom tariff number	85363030
Country of origin	Germany

Technical data

Dimensions

Height	89.9 mm
--------	---------

Type 2 surge arrester - VAL-SEC-T2-2S-350 - 2905343

Technical data

Dimensions

Width	37.3 mm
Depth	74.5 mm (incl. DIN rail 7.5 mm)
Horizontal pitch	2 Div.

Ambient conditions

Degree of protection	IP20
Ambient temperature (operation)	-40 °C ... 80 °C
Ambient temperature (storage/transport)	-40 °C ... 80 °C
Altitude	≤ 2000 m (amsl (above mean sea level))
Permissible humidity (operation)	5 % ... 95 %
Shock (operation)	30g (Half-sine / 11 ms / 3x ±X, ±Y, ±Z)
Vibration (operation)	5g (10 ... 500 Hz / 2.5 h / X, Y, Z)

General

IEC test classification	II
	T2
EN type	T2
IEC power supply system	TN-S
	TT
Mode of protection	L-N
	L-PE
	N-PE
Mounting type	DIN rail: 35 mm
Color	light grey RAL 7035
	traffic grey A RAL 7042
Housing material	PA 6.6-FR 20 % GF
	PBT-FR
Degree of pollution	2
Flammability rating according to UL 94	V-0
Type	DIN rail module, two-section, divisible
Number of positions	3
Surge protection fault message	optical

Protective circuit

Nominal voltage U_N	240/415 V AC (TN-S)
	240/415 V AC (TT)
Nominal frequency f_N	50 Hz (60 Hz)
Maximum continuous operating voltage U_C (L-N)	350 V AC
Maximum continuous operating voltage U_C (L-PE)	350 V AC

Type 2 surge arrester - VAL-SEC-T2-2S-350 - 2905343

Technical data

Protective circuit

Maximum continuous voltage U_C (N-PE)	264 V AC
Rated load current I_L	40 A (Biconnect M4 fork-type cable lug 6 mm ²)
	63 A (TWIN ferrule 2 x 10 mm ²)
Residual current I_{PE}	≤ 1 μA
Nominal discharge current I_n (8/20) μs	20 kA
Maximum discharge current I_{max} (8/20) μs	40 kA
Follow current interrupt rating I_{fi} (N-PE)	100 A (264 V AC)
Short-circuit current rating I_{SCCR}	25 kA (for a backup fuse of up to 315 A gG)
	50 kA (for a backup fuse of up to 200 A gG)
Voltage protection level U_p (L-N)	≤ 1.5 kV
Voltage protection level U_p (L-PE)	≤ 1.9 kV
Voltage protection level U_p (N-PE)	≤ 1.5 kV
Residual voltage U_{res} (L-N)	≤ 1.5 kV (at I_n)
	≤ 1.3 kV (at 10 kA)
	≤ 1.2 kV (at 5 kA)
	≤ 1.1 kV (at 4 kA)
	≤ 1 kV (at 2 kA)
Residual voltage U_{res} (L-PE)	≤ 1.9 kV (at I_n)
	≤ 1.5 kV (at 10 kA)
	≤ 1.4 kV (at 5 kA)
	≤ 1.3 kV (at 4 kA)
	≤ 1.2 kV (at 2 kA)
Residual voltage U_{res} (N-PE)	≤ 0.5 kV (at I_n)
	≤ 0.5 kV (at 10 kA)
	≤ 0.5 kV (at 5 kA)
	≤ 0.5 kV (at 4 kA)
	≤ 0.5 kV (at 2 kA)
TOV behavior at U_T (L-N)	415 V AC (5 s / withstand mode)
	457 V AC (120 min / safe failure mode)
TOV behavior at U_T (N-PE)	1200 V AC (200 ms / withstand mode)
Response time t_A (L-N)	≤ 25 ns
Response time t_A (L-PE)	≤ 100 ns
Response time t_A (N-PE)	≤ 100 ns
Max. backup fuse with V-type through wiring	40 A (gG / Biconnect M4 fork-type cable lug, 6 mm ²)
	63 A (gG / TWIN ferrule 2x 10mm ²)
Max. backup fuse with branch wiring	315 A (gG)

Type 2 surge arrester - VAL-SEC-T2-2S-350 - 2905343

Technical data

Connection data

Connection method	Screw connection
Screw thread	M5
Tightening torque	4.5 Nm
Stripping length	16 mm
Conductor cross section flexible	2.5 mm ² ... 16 mm ²
Conductor cross section solid	2.5 mm ² ... 25 mm ²
Conductor cross section AWG	12 ... 4
Connection method	Fork-type cable lug
Conductor cross section flexible	1.5 mm ² ... 6 mm ²

UL specifications

SPD Type	4CA
Maximum continuous operating voltage MCOV (L-L)	700 V AC
Maximum continuous operating voltage MCOV (L-N)	350 V AC
Maximum continuous operating voltage MCOV (L-G)	350 V AC
Maximum continuous operating voltage MCOV (N-G)	264 V AC
Nom. voltage	240/415 V AC
Mode of protection	L-L
	L-N
	L-G
	N-G
Power distribution system	Wye
Nominal frequency	50/60 Hz
Measured limiting voltage MLV (L-L)	3280 V
Measured limiting voltage MLV (L-N)	2000 V
Measured limiting voltage MLV (L-G)	2080 V
Measured limiting voltage MLV (N-G)	950 V
Nominal discharge current I _n (L-L)	20 kA
Nominal discharge current I _n (L-N)	20 kA
Nominal discharge current I _n (L-G)	20 kA
Nominal discharge current I _n (N-G)	20 kA

UL connection data

Conductor cross section AWG	14 ... 2 (solid)
	14 ... 4 (flexible)
Tightening torque	40 lb _f -in. ... 50 lb _f -in.

Standards and Regulations

Standards/regulations	IEC 61643-11 2011
-----------------------	-------------------

Type 2 surge arrester - VAL-SEC-T2-2S-350 - 2905343

Technical data

Standards and Regulations

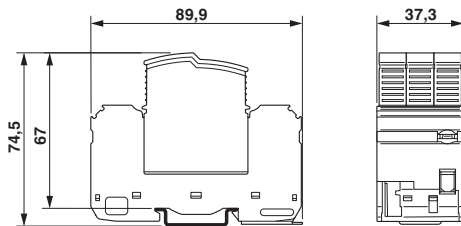
	EN 61643-11 2012
--	------------------

Environmental Product Compliance

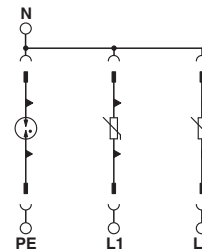
China RoHS	Environmentally Friendly Use Period = 50 years
	For details about hazardous substances go to tab "Downloads", Category "Manufacturer's declaration"

Drawings

Dimensional drawing



Circuit diagram



Classifications

eCl@ss

eCl@ss 10.0.1	27130805
eCl@ss 11.0	27130805
eCl@ss 4.0	27130800
eCl@ss 4.1	27130800
eCl@ss 5.0	27130800
eCl@ss 5.1	27130800
eCl@ss 6.0	27130800
eCl@ss 7.0	27130805
eCl@ss 9.0	27130805

ETIM

ETIM 6.0	EC000941
ETIM 7.0	EC000941

UNSPSC

UNSPSC 13.2	39121620
UNSPSC 18.0	39121620
UNSPSC 19.0	39121620

Type 2 surge arrester - VAL-SEC-T2-2S-350 - 2905343

Classifications

UNSPSC

UNSPSC 20.0	39121620
UNSPSC 21.0	39121620

Approvals

Approvals

Approvals

DNV GL / CCA / UL Recognized / KEMA-KEUR / cUL Recognized / IECEE CB Scheme / EAC / cULus Recognized

Ex Approvals


Approval details


DNV GL		https://approvalfinder.dnvgl.com/	TAE000023D
--------	---	---	------------

CCA			NTR-NL 7347
-----	--	--	-------------

UL Recognized		http://database.ul.com/cgi-bin/XYV/template/LISEXT/1FRAME/index.htm	FILE E 330181
---------------	---	---	---------------

KEMA-KEUR		http://www.dekra-certification.com	2196453.01
-----------	---	---	------------

cUL Recognized		http://database.ul.com/cgi-bin/XYV/template/LISEXT/1FRAME/index.htm	FILE E 330181
----------------	---	---	---------------

IECEE CB Scheme		http://www.iecee.org/	NL-34356
-----------------	---	---	----------

Type 2 surge arrester - VAL-SEC-T2-2S-350 - 2905343

Approvals



Accessories

Accessories

Device marking

Label - EML (20XE)R - 0803452



Label, Roll, white, unlabeled, can be labeled with: THERMOMARK ROLLMASTER 300/600, THERMOMARK X1.2, THERMOMARK ROLL X1, THERMOMARK ROLL 2.0, THERMOMARK ROLL, mounting type: adhesive, lettering field size: continuous x 20 mm

Label - EML (20XE)R YE - 0803453



Label, Roll, yellow, unlabeled, can be labeled with: THERMOMARK ROLLMASTER 300/600, THERMOMARK X1.2, THERMOMARK ROLL X1, THERMOMARK ROLL 2.0, THERMOMARK ROLL, mounting type: adhesive, lettering field size: continuous x 20 mm

Zack marker strip - ZBN 18:UNBEDRUCKT - 2809128



Zack marker strip, Strip, white, unlabeled, can be labeled with: CMS-P1-PLOTTER, PLOTMARK, mounting type: snap into tall marker groove, for terminal block width: 18 mm, lettering field size: 18 x 5 mm, Number of individual labels: 5

Type 2 surge arrester - VAL-SEC-T2-2S-350 - 2905343

Accessories

Zack marker strip - ZBN 18:UNBEDRUCKT - 2809128



Zack marker strip, Strip, white, unlabeled, can be labeled with: CMS-P1-PLOTTER, PLOTMARK, mounting type: snap into tall marker groove, for terminal block width: 18 mm, lettering field size: 18 x 5 mm, Number of individual labels: 5

End block

End clamp - CLIPFIX 35 - 3022218



Quick mounting end clamp for NS 35/7,5 DIN rail or NS 35/15 DIN rail, with marking option, width: 9.5 mm, color: gray

Labeled device marker

Marker for terminal blocks - ZBN 18,LGS:L1-N,ERDE - 2749576



Marker for terminal blocks, Strip, white, labeled, horizontal: L1, L2, L3, N, GND, mounting type: snap into tall marker groove, for terminal block width: 18 mm, lettering field size: 18 x 5 mm, Number of individual labels: 5

Marker for terminal blocks - ZBN 18,LGS:ERDE - 2749589



Marker for terminal blocks, Strip, white, labeled, horizontal: Grounding symbol, mounting type: snap into tall marker groove, for terminal block width: 18 mm, lettering field size: 18 x 5 mm, Number of individual labels: 5

Marker pen

Type 2 surge arrester - VAL-SEC-T2-2S-350 - 2905343

Accessories

Marker pen - X-PEN 0,35 - 0811228



Marker pen without ink cartridge, for manual labeling of markers, labeling extremely wipe-proof, line thickness 0.35 mm

Terminal marking

Flat zack marker sheet - ZBFM 5/WH:UNBEDRUCKT - 0803595



Flat zack marker sheet, Sheet, white, unlabeled, can be labeled with: CMS-P1-PLOTTER, PLOTMARK, mounting type: snap into flat marker groove, for terminal block width: 5.2 mm, lettering field size: 5 x 4.5 mm, Number of individual labels: 120

Spare parts

Type 2 surge protection plug - VAL-SEC-T2-350-P - 2905346



Replacement plug for surge arresters from the VALVETRAB SEC product range for L-N and L-PEN paths.

Type 2 surge protection plug - VAL-SEC-T2-N/PE-350-P - 2905347



Replacement plug for surge arresters from the VALVETRAB SEC product range for the N-PE path.